

C15

CLASSIC CHEF PANTS

UNISEX STRAIGHT LEG PANTS WITH A RELAXED FIT, TWO-INCH ELASTIC WAISTBAND ENHANCED WITH DRAWSTRING FOR PERFECT FIT, DEEP SIDE SEAM POCKETS AND BACK RIGHT PATCH POCKET.





FABRIC 65/35 POLY/COTTON TWILL

POCKETS SIDE SEAM, BACK RIGHT PATCH

WAIST ELASTIC

AVAILABLE SIZES XS - 5X

CASE/BAG QUANTITY 1

-  BLACK
-  BLACK & WHITE CHALK STRIPE
-  HOUNDSTOOTH
-  WHITE

UNISEX JACKET/TOP SIZING

SIZE	WAIST	INSEAM	WOMEN'S
XS	28	29"	4 - 6
SM	30-32	30"	8 - 10
MD	34-36	31"	12 - 14
LG	38-40	32"	16 - 18
XL	42-44	33"	20
2X	46-48	33"	20W - 22W
3X	50-52	33"	24W
4X	54-56	34"	26W
5X	58-60	34"	28W

